

**BIO-MYCIN 200- oxytetracycline injection**  
**Boehringer Ingelheim Vetmedica, Inc.**

-----  
**Bio-Mycin® 200**  
**(oxytetracycline injection)**  
**Antibiotic**

ANADA 200-008, Approved by FDA

Each mL contains 200 mg oxytetracycline.

For the treatment of disease in beef cattle, dairy cattle and swine.

For animal use only

**Read entire insert carefully before using this product.**

Bio-Mycin® 200 (oxytetracycline injection) is a sterile, ready-to-use solution of the broad spectrum antibiotic oxytetracycline by injection. Oxytetracycline injection administered to cattle or swine for the treatment of bacterial pneumonia at a dosage of 9 mg of oxytetracycline per lb of body weight has been demonstrated in clinical trials to be as effective as 2 or 3 repeated, daily treatments of oxytetracycline injectable 50 mg/mL at 3-5 mg/lb of body weight. Each mL contains 200 mg of oxytetracycline; magnesium oxide 1.7% w/v; sodium formaldehyde sulfoxylate 0.5% w/v; polyethylene glycol 400 30% w/v; monoethanolamine to adjust pH; water for injection USP qs. The antibiotic activity of oxytetracycline is not appreciably diminished in the presence of body fluids, serum or exudates.

**Caution:**

When administered to cattle, muscle discoloration may necessitate trimming of the injection site(s) and surrounding tissues during the dressing procedure.

**Warning:**

Discontinue treatment at least 28 days prior to slaughter of cattle and swine. Milk taken from animals during treatment and for 96 hours after the last treatment must not be used for food.

Rapid intravenous administration may result in animal collapse. Oxytetracycline should be administered intravenously slowly over a period of at least 5 minutes.

**Precautions:**

Exceeding the highest recommended dosage level of drug per pound of body weight per day, administering more than the recommended number of treatments and/or exceeding 10 mL intramuscularly or subcutaneously per injection site in adult beef cattle and dairy cattle, and 5 mL intramuscularly per injection site in adult swine, may result in antibiotic residues beyond the withdrawal period.

Consult with your veterinarian prior to administering this product in order to determine the proper treatment required in the event of an adverse reaction. At the first sign of any adverse reaction, discontinue use of product and seek the advice of your veterinarian. Some of the reactions may be attributed either to anaphylaxis (an allergic reaction) or to cardiovascular collapse of unknown cause.

Shortly after injection treated animals may have transient hemoglobinuria resulting in darkened urine.

As with all antibiotic preparations, use of this drug may result in overgrowth of nonsusceptible organisms, including fungi. A lack of response by the treated animal, or the development of new signs, may suggest that an overgrowth of nonsusceptible organisms has occurred. If any of these conditions occur, consult your veterinarian.

Since bacteriostatic drugs may interfere with the bactericidal action of penicillin, it is advisable to avoid giving Bio-Mycin 200 in conjunction with penicillin.

### **Adverse Reactions:**

Reports of adverse reactions associated with oxytetracycline administration include injection site swelling, restlessness, ataxia, trembling, swelling of eyelids, ears, muzzle, anus and vulva (or scrotum and sheath in males), respiratory abnormalities (labored breathing), frothing at the mouth, collapse and possibly death. Some of these reactions may be attributed either to anaphylaxis (an allergic reaction) or to cardiovascular collapse of unknown cause.

### **Storage:**

Store at controlled room temperature 15° - 25°C (59° - 77°F). Exposure to colder temperatures may cause cloudiness. Gently warm the product to restore clarity. Handle aseptically

### **Care of Sick Animals:**

The use of antibiotics in the management of diseases is based on an accurate diagnosis and an adequate course of treatment. When properly used in the treatment of diseases caused by oxytetracycline susceptible organisms most animals that have been treated with oxytetracycline injection show a noticeable improvement within 24 to 48 hours. It is recommended that the diagnosis and treatment of animal diseases be carried out by a veterinarian. Since many diseases look alike but require different types of treatment, the use of professional veterinary and laboratory services can reduce treatment time, costs and needless losses. Good housing, sanitation and nutrition are important in the maintenance of healthy animals, and are essential in the treatment of diseased animals.

### **Indications:**

Bio-Mycin 200 is intended for use in the treatment of the following diseases in beef cattle, dairy cattle and swine when due to oxytetracycline-susceptible organisms:

Cattle: In cattle, Bio-Mycin 200 is indicated in the treatment of pneumonia and shipping fever complex associated with *Pasteurella* spp. and *Haemophilus* spp.; infectious bovine keratoconjunctivitis (pinkeye) caused by *Moraxella bovis*; foot-rot and diphtheria caused by *Fusobacterium necrophorum*; bacterial enteritis (scours) caused by *Escherichia coli*; wooden tongue caused by *Actinobacillus lignieresii*; leptospirosis caused by *Leptospira pomona*; and wound infections and acute metritis caused by strains of staphylococci and streptococci organisms sensitive to oxytetracycline.

Swine: In swine, Bio-Mycin 200 is indicated in the treatment of bacterial enteritis (scours, colibacillosis) caused by *Escherichia coli*; pneumonia caused by *Pasteurella multocida*; and leptospirosis caused by *Leptospira pomona*.

In sows, Bio-Mycin 200 is indicated as an aid in the control of infectious enteritis (baby pig scours, colibacillosis) in suckling pigs caused by *Escherichia coli*.

### **Dosage:**

Cattle: Bio-Mycin 200 is to be administered by intramuscular, subcutaneous (SC, under the skin), or intravenous injection according to Beef Quality Assurance Guidelines.

A single dosage of 9 milligrams of Bio-Mycin 200 per pound of body weight administered intramuscularly or subcutaneously is recommended in the treatment of the following conditions: 1) bacterial pneumonia caused by *Pasteurella* spp. (shipping fever) in calves and yearlings, where retreatment is impractical due to husbandry conditions, such as cattle on range, or where their repeated

restraint is inadvisable; 2) infectious bovine keratoconjunctivitis (pinkeye) caused by *Moraxella bovis*.

### Cattle Dosage Guide

At the first signs of pneumonia or pinkeye\* administer a single dose of Bio-Mycin® 200 by deep intramuscular injection or subcutaneous injection according to the following weight categories\*\*

Animal weight (lb)	Number of mL or cc	Animal weight (lb)	Number of mL or cc	Animal weight (lb)	Number of mL or cc
100	4.5	500	22.5	900	40.5
200	9.0	600	27.0	1000	45.0
300	13.5	700	31.5	1100	49.5
400	18.0	800	36.0	1200	54.0

\*See package insert for dosing instructions for other indicated diseases and full product information.

\*\*Do not administer more than 10 mL at any one injection site (1 to 2 mL per site in small calves).

Discontinue treatment at least 28 days prior to slaughter of cattle. Milk taken from animals during treatment and for 96 hours after the last treatment must not be used for food.

Bio-Mycin 200 can also be administered by intravenous, subcutaneous, or intramuscular injection at a level of 3 to 5 milligrams of oxytetracycline per pound of body weight per day. In the treatment of severe foot-rot and advanced cases of other indicated diseases, a dosage level of 5 milligrams per pound of body weight per day is recommended. Treatment should be continued 24 to 48 hours following remission of disease signs; however, not to exceed a total of four consecutive days. Consult your veterinarian if improvement is not noted within 24 to 48 hours of the beginning of treatment.

Swine: In swine a single dosage of 9 milligrams of Bio-Mycin 200 per pound of body weight administered intramuscularly is recommended in the treatment of bacterial pneumonia caused by *Pasteurella multocida* in swine, where retreatment is impractical due to husbandry conditions or where repeated restraint is inadvisable.

### Swine Dosage Guide

At the first signs of pneumonia\* administer a single dose of Bio-Mycin® 200 by deep intramuscular injection according to the following weight categories\*\*

Animal weight (lb)	Number of mL or cc	Animal weight (lb)	Number of mL or cc	Animal weight (lb)	Number of mL or cc
10	0.5	125	5.6	250	11.3
25	1.1	150	6.8	275	12.4
50	2.3	175	7.9	300	13.5
75	3.4	200	9.0	325	14.6
100	4.5	225	10.1		

\*See package insert for dosing instructions for other indicated diseases and full product information.

\*\*Do not administer more than 5 mL at any one injection site.

Discontinue treatment 28 days prior to slaughter of swine.

Bio-Mycin 200 can also be administered by intramuscular injection at a level of 3 to 5 milligrams of oxytetracycline per pound of body weight per day.

Treatment should be continued 24 to 48 hours following remission of disease signs; however, not to exceed a total of four consecutive days. Consult your veterinarian if improvement is not noted within 24

to 48 hours of the beginning of treatment.

For sows, administer once intramuscularly 3 milligrams of oxytetracycline per pound of body weight approximately 8 hours before farrowing or immediately after completion of farrowing.

For swine weighing 25 lb of body weight and under, Bio-Mycin 200 should be administered undiluted for treatment at 9 mg/lb but should be administered diluted for treatment at 3 or 5 mg/lb.

Body Weight	9 MG/LB DOSAGE		3 OR 5 MG/LB DOSAGE	
	Volume of UNDILUTED Bio-Mycin 200 9 mg/lb	3 mg/lb	Volume of DILUTED Bio-Mycin 200 Dilution*	5 mg/lb
5 lb	0.2 mL	0.6 mL	1:7	1.0 mL
10 lb	0.5 mL	0.9 mL	1:5	1.5 mL
25 lb	1.1 mL	1.5 mL	1:3	2.5 mL

\*To prepare dilutions, add one part Bio-Mycin 200 to three, five or seven parts of sterile water; or 5 percent dextrose solution as indicated; the diluted product should be used immediately.

### Directions for Use:

Bio-Mycin 200 is intended for use in the treatment of disease due to oxytetracycline susceptible organisms in beef cattle, dairy cattle and swine. A thoroughly cleaned, sterile needle and syringe should be used for each injection (needles and syringes may be sterilized by boiling in water for 15 minutes). In cold weather, Bio-Mycin 200 should be warmed to room temperature before administration to animals. Before withdrawing the solution from the bottle, disinfect the rubber cap on the bottle with a suitable disinfectant, such as 70% alcohol. The injection site should be similarly cleaned with the disinfectant. Needles of 16 to 18 gauge and 1 to 1-1/2 inches long are adequate for intramuscular injections. Needles 2 to 3 inches are recommended for intravenous use.

### Intramuscular Administration:

Intramuscular injections should be made by directing the needle of suitable gauge and length into the fleshy part of a thick muscle such as in the rump, hip or thigh regions; avoid blood vessels and major nerves. Before injecting the solution, pull back gently on the plunger. If blood appears in the syringe, a blood vessel has been entered; withdraw the needle and select a different site.

No more than 10 mL should be injected intramuscularly at any one site in adult beef cattle and dairy cattle, and not more than 5 mL per site in adult swine; rotate injection sites for each succeeding treatment. The volume administered per injection site should be reduced according to age and body size so that 1 to 2 mL per site is injected in small calves.

### Subcutaneous Administration:

Subcutaneous injections in beef cattle and dairy cattle should be made by directing the needle of suitable gauge and length through the loose folds of the neck skin in front of the shoulder. Care should be taken to ensure that the tip of the needle has penetrated the skin but is not lodged in muscle. Before injecting the solution, pull back gently on the plunger. If blood appears in the syringe, a blood vessel has been entered; withdraw the needle and select a different site. The solution should be injected slowly into the area between the skin and muscles.

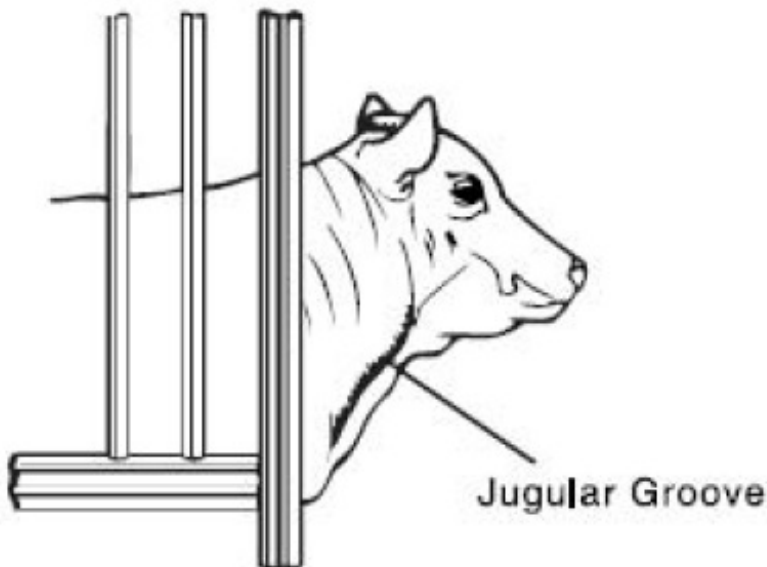
No more than 10 mL should be injected subcutaneously at any one site in adult beef cattle and dairy cattle; rotate injection sites for each succeeding treatment. The volume administered per injection site should be reduced according to age and body size so that 1 to 2 mL per site is injected in small calves.

### **Intravenous Administration:**

Bio-Mycin 200 (oxytetracycline injection) may be administered intravenously to beef cattle and dairy cattle. As with all highly concentrated materials, Bio-Mycin 200 should be administered *slowly* by the intravenous route.

### **Preparation of the Animal for Injection:**

1. Approximate location of vein. The jugular vein runs in the jugular groove on each side of the neck from the angle of the jaw to just above the brisket and slightly above and to the side of the windpipe. (See Fig. I).
2. Restraint. A stanchion or chute is ideal for restraining the animal. With a halter, rope, or cattle leader (nose tongs), pull the animal's head around the side of the stanchion, cattle chute, or post in such a manner to form a bow in the neck (See Fig. II), then snub the head securely to prevent movement. By forming the bow in the neck, the outside curvature of the bow tends to expose the jugular vein and make it easily accessible. **Caution:** Avoid restraining the animal with a tight rope or halter around the throat or upper neck which might impede blood flow. Animals that are down present no problem as far as restraint is concerned.
3. Clip hair in area where injection is to be made (over the vein in the upper third of the neck). Clean and disinfect the skin with alcohol or other suitable antiseptic.



**Fig. I**

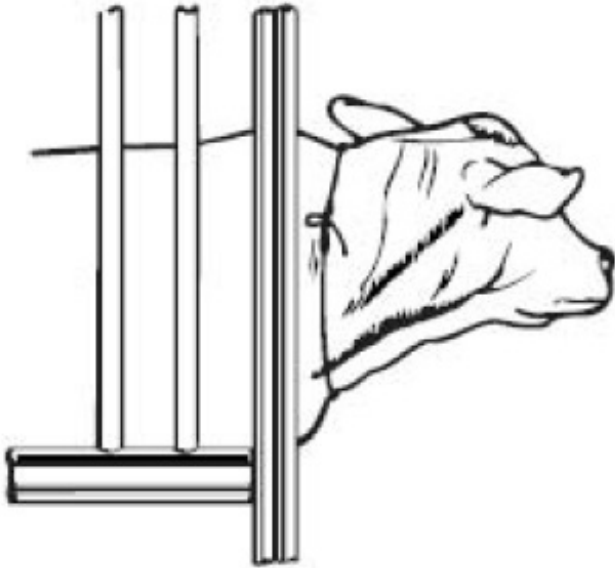


Fig. I

Figure II

### Entering the Vein and Making the Injection:

1. Raise the vein. This is accomplished by tying the choke rope tightly around the neck close to the shoulder. The rope should be tied in such a way that it will not come loose and so that it can be untied quickly by pulling the loose end (See Fig. II). In thick-necked animals, a block of wood placed in the jugular groove between the rope and the hide will help considerably in applying the desired pressure at the right point. The vein is a soft flexible tube through which the blood flows back to the heart. Under ordinary conditions, it cannot be seen or felt with the fingers. When the flow of blood is blocked at the base of the neck by the choke rope, the vein becomes enlarged and rigid because of the back pressure. If the choke rope is sufficiently tight, the vein stands out and can be easily seen and felt in thin-necked animals. As a further check in identifying the vein, tap it with the fingers in front of the choke rope. Pulsations that can be seen or felt with the fingers in front of the point being tapped will confirm the fact that the vein is properly distended. It is impossible to put the needle into the vein unless it is distended. Experienced operators are able to raise the vein simply by hand pressure, but the use of a choke rope is more certain.
2. Inserting the needle. This involves three distinct steps. First, insert the needle through the hide. Second, insert the needle into the vein. This may require two or three attempts before the vein is entered. The vein has a tendency to roll away from the point of the needle, especially if the needle is not sharp. The vein can be steadied with the thumb and finger of one hand. With the other hand, the needle point is placed directly over the vein, slanting it so that its direction is along the length of the vein, either toward the head or toward the heart. Properly positioned this way, a quick thrust of the needle will be followed by a spurt of blood through the needle, which indicates that the vein has been entered. Third, once in the vein, the needle should be inserted along the length of the vein all the way to the hub, exercising caution to see that the needle does not penetrate the opposite side of the vein. Continuous steady flow of blood through the needle indicates that the needle is still in the vein. If blood does not flow continuously, the needle is out of the vein (or clogged) and another attempt must be made. If difficulty is encountered, it may be advisable to use the vein on the other side of the neck.
3. While the needle is being placed in proper position in the vein, an assistant should get the medication ready so that the injection can be started without delay after the vein has been entered.
4. Making the injection. With the needle in position as indicated by continuous flow of blood, release

the choke rope by a quick pull on the free end. This is essential—the medication cannot flow into the vein while it is blocked. Immediately connect the syringe containing Bio-Mycin 200 (oxytetracycline injection) to the needle and slowly depress the plunger. If there is resistance to depression of the plunger, this indicates that the needle has slipped out of the vein (or is clogged) and the procedure will have to be repeated. Watch for any swelling under the skin near the needle, which would indicate that the medication is not going into the vein. Should this occur, it is best to try the vein on the opposite side of the neck.

5. Removing the needle. When injection is complete, remove needle with straight pull. Then apply pressure over area of injection momentarily to control any bleeding through needle puncture, using cotton soaked in alcohol or other suitable antiseptic.

### **How Supplied:**

Bio-Mycin 200 is available in 100-mL, 250-mL and 500-mL bottles containing 200 mg oxytetracycline per mL.

NDC 0010-3495-01 – 100 mL

NDC 0010-3495-02 – 250 mL

NDC 0010-3495-03 – 500 mL

**Restricted Drug (California): Use Only as Directed.**

**Not for Human Use**

Bio-Mycin is a registered trademark of Boehringer Ingelheim Vetmedica, Inc.

Manufactured for:

**Boehringer Ingelheim Vetmedica, Inc.**

St. Joseph, MO 64506 U.S.A.

85579290

3495111-09

Rev. 02/2017

### **Principal Display Panel – Container Label 500 mL**

NDC 0010-3495-03

**Bio-Mycin<sup>®</sup> 200**

(oxytetracycline injection)

Antibiotic

Each mL contains 200 mg of oxytetracycline.

For the treatment of disease in beef cattle, dairy cattle and swine.

For use in animals only

**Net Contents: 500 mL**

ANADA 200-008, Approved by FDA



**Caution:** When administered to cattle, muscle discoloration may necessitate trimming of the injection site(s) and surrounding tissues during the dressing procedure.

**Warning:** Discontinue treatment for at least 28 days prior to slaughter of cattle and swine. Milk taken from animals during treatment and for 96 hours after the last treatment must not be used for food.

**Precautions:** Exceeding the highest recommended level of drug per lb of body weight per day, administering more than the recommended number of treatments, and/or exceeding 10 mL subcutaneously per injection site in adult beef and dairy cattle, and 5 mL intramuscularly per injection site in adult swine, may result in antibiotic residues beyond the withdrawal period.

**Dosage:** **Cattle:** A single dosage of 9 mg of oxytetracycline per pound of body weight (4.5 mL/100 lb) administered intramuscularly or subcutaneously is recommended in the treatment of the following conditions: 1) bacterial pneumonia caused by *Pasteurella* spp. (shipping fever) in calves and yearlings, where retreatment is impractical due to husbandry conditions, such as cattle on range, or where repeated restraint is inadvisable; 2) infectious bovine keratoconjunctivitis (pink eye) caused by *Moraxella bovis*. **Swine:** A single dosage of 9 mg of oxytetracycline per pound of body weight (4.5 mL/100 lb) administered intramuscularly is recommended in the treatment of bacterial pneumonia caused by *Pasteurella multocida* in swine, where retreatment is impractical due to husbandry conditions or where repeated restraint is inadvisable.

Refer to folded label attached to this container for complete directions.

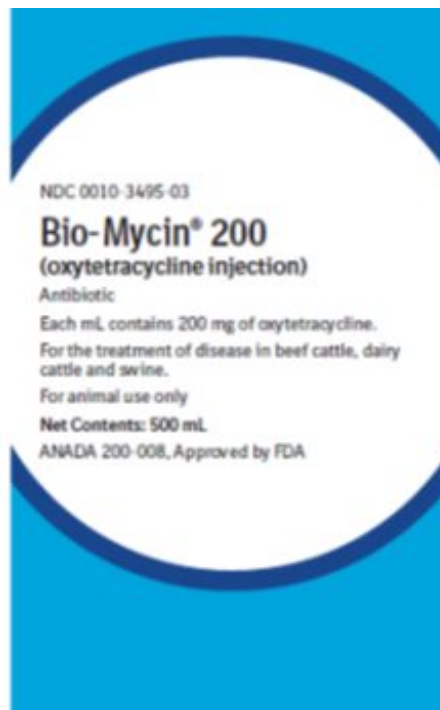
**Storage:** Store at controlled room temperature, 15°-25°C (59°-77°F). Exposure to colder temperatures may cause cloudiness. Gently warm the product to restore clarity. Handle aseptically.

Restricted Drug (California): Use Only as Directed  
Not for Human Use

Manufactured for:  
Boehringer Ingelheim Vetmedica, Inc.  
St. Joseph, MO 64506 U.S.A.



8057 N290  
3495113-09



## BIO-MYCIN 200

oxytetracycline injection

### Product Information

<b>Product Type</b>	OTC ANIMAL DRUG	<b>Item Code (Source)</b>	NDC:0010-3495
<b>Route of Administration</b>	INTRAMUSCULAR, INTRAVENOUS, SUBCUTANEOUS		

### Active Ingredient/Active Moiety

Ingredient Name	Basis of Strength	Strength
OXYTETRACYCLINE (UNII: X20I9EN955) (OXYTETRACYCLINE ANHYDROUS - UNII:SLF0D9077S)	OXYTETRACYCLINE ANHYDROUS	200 mg in 1 mL

### Inactive Ingredients

Ingredient Name	Strength
POLYETHYLENE GLYCOL 400 (UNII: B697894SGQ)	300 mg in 1 mL
SODIUM FORMALDEHYDE SULFOXYLATE (UNII: X4ZGP7K714)	5.0 mg in 1 mL
MAGNESIUM OXIDE (UNII: 3A3U0GI71G)	17.0 mg in 1 mL
WATER (UNII: 059QF0KO0R)	
MONOETHANOLAMINE (UNII: 5KV86114PT)	

### Packaging

#	Item Code	Package Description	Marketing Start Date	Marketing End Date
1	NDC:0010-3495-01	100 mL in 1 BOTTLE, GLASS		
2	NDC:0010-3495-02	250 mL in 1 BOTTLE, GLASS		



3	NDC:0010-3495-03	500 mL in 1 BOTTLE, GLASS		
---	------------------	---------------------------	--	--

## Marketing Information

Marketing Category	Application Number or Monograph Citation	Marketing Start Date	Marketing End Date
ANADA	ANADA200008	11/30/2010	

**Labeler** - Boehringer Ingelheim Vetmedica, Inc. (007134091)

**Registrant** - Boehringer Ingelheim Vetmedica, Inc. (007134091)

Revised: 11/2018

Boehringer Ingelheim Vetmedica, Inc.